

TOWNEPLACE SUITES

Marriott Global Design Standard
National Program Guide
April 2023

TOWNEPLACE
SUITES®
BY MARRIOTT



American
Standard

DXV

GROHE

INAX

PART OF LIXIL

*American
Standard*

DXXV



INAX

PART OF **LIXIL**



ENERGY CONSERVATION ENERGY CREATION

Mega-solar power plant at the **LIXIL** Chita Plant in Japan



LIXIL is the most **comprehensive global company in the housing and building industry**. We provide **human-centric innovations** that **enhance** people's living space. From **sanitary fixtures** and **fittings** to a **full line-up** of materials for **residential and commercial**. We bring to market **beautiful design, reliable quality, innovation, environmentally-friendly products** with a **responsible approach to business and the planet**.

LIXIL Link to
Good Living

TOWNEPLACE SUITES

Marriott Global Design Standard
April 2023

SHOWER ONLY (STANDARD LAYOUT 1)

	SKU No.	PL#	Color/Finish
	215CA104.020	PL-301-LI_WCL-01	White
	List	Net	Quantity
		1	
American Standard Cadet® Pro™ Elongated Toilet			
Collection	CADET® PRO™		
Fixture Type	Toilet		
Toilet Type	Tank type		
Mounting And Waste	Floor mounted with floor outlet		
Toilet Water Consumption	High Efficiency HET 4.8 LPF (1.28 GPF)		
Material	Vitreous china		
Antimicrobial	EverClean® antimicrobial surface		
Color / Finish	White		
Bowl Shape	Elongated bowl		
BIM Link	215CA104.020		
	SKU No.	PL#	Color/Finish
	5503A00B.020	PL-302-LI_WCL-01	White
	List	Net	Quantity
		1	
American Standard Toilet Seat For Round Bowl With Seat Cover			
Toilet Bowl	For elongated bowl		
Application	For residential applications		
Grade	Standard		
Cover	With seat cover		
Color / Finish	White		
BIM Link	5503A00B BIM File		

TOWNEPLACE SUITES

Marriott Global Design Standard
April 2023

TUB/SHOWER COMBO (STANDARD LAYOUT 2)

	SKU No. 2390202.020	PL# PL-601-LI_TUB-01 (L)	Color/Finish White
	List	Net	Quantity 1
	American Standard Princeton® Recess Bath (Above Floor Installation) Installation Alcove Bath Type Bathing pool Material Americast® brand engineered material, Acid resistant porcelain finish Color / Finish White Installed Size 60 x 30 x 14" (1524 x 762 x 356 mm) Dimensions 1524 x 762 x 356 mm (60" x 30" x 14") BIM Link 2390.202.020 BIM File		
	SKU No. 2391202.020	PL# PL-601-LI_TUB-01 (R)	Color/Finish White
	List	Net	Quantity 1
	American Standard Princeton® Recess Bath (Below Floor Installation) Installation Alcove Bath Type Bathing pool Material Americast® brand engineered material, Acid resistant porcelain finish Color / Finish White Installed Size 60 x 30 x 17-1/2" (1524 x 762 x 445 mm) Dimensions 1524 x 762 x 356 mm (60" x 30" x 14") BIM Link 2391.202.020 BIM File		
	SKU No. 1640305.002	PL# PL-901-LI_TUB-01	Color/Finish Polished chrome
	List	Net	Quantity 1
	American Standard Deep Soak® Bathtub Drain Fixture Type Bathtub drain Color / Finish Polished chrome BIM Link 1640.305.002 BIM File		




American
Standard

DXV


GROHE

INAX

TUB/SHOWER COMBO (STANDARD LAYOUT 2)

 	SKU No. 211AA104.020	PL# PL-303-LI_WCL-02	Color/Finish White	
	List	Net	Quantity 1	Total
	American Standard Champion® Pro Right Height® Elongated Toilet Collection CHAMPION® PRO™ Fixture Type Toilet Toilet Type Tank type Mounting And Waste Floor mounted with floor outlet Toilet Water High Efficiency HET 4.8 LPF (1.28 GPF) Consumption Material Vitreous china Antimicrobial EverClean® antimicrobial surface Color / Finish White Bowl Shape Elongated bowl BIM Link 211AA104.020 BIM File			
	SKU No. 5503A00B.020	PL# PL-302-LI_WCL-02	Color/Finish White	
	List	Net	Quantity 1	Total
	American Standard Toilet Seat For Round Bowl With Seat Cover Toilet Bowl For elongated bowl Application For residential applications Grade Standard Cover With seat cover Color / Finish White BIM Link 5503A00B BIM File			

ADA SHOWER ONLY (ADA SHOWER LAYOUT 3)







 	SKU No.	PL#	Color/Finish
	215AA104.020	PL-305-LI_WCL-03	White
	List	Net	Quantity
		1	
	American Standard Cadet® Pro™ Right Height® Elongated Toilet		
	Collection	CADET® PRO™	
	Fixture Type	Toilet	
	Toilet Type	Tank type	
	Mounting And Waste	Floor mounted with floor outlet	
	Toilet Water Consumption	High Efficiency HET 4.8 LPF (1.28 GPF)	
	Material	Vitreous china	
	Antimicrobial	EverClean® antimicrobial surface	
	Color / Finish	White	
	Bowl Shape	Elongated bowl	
	BIM Link	215AA104.020 BIM File	
	SKU No.	PL#	Color/Finish
	5257A65MT.020	PL-302-LI_WCL-03	White
	List	Net	Quantity
		1	
	American Standard Toilet Seat For Elongated Bowl Closed Front With Seat Cover Everclean Antimicrobial Surface		
	Toilet Bowl	For elongated bowl	
	Application	For residential applications	
	Grade	Light duty	
	Seat Type	Closed front	
	Cover	With seat cover	
	Color / Finish	White	
	Antimicrobial	EverClean® antimicrobial surface	
	BIM Link	5257A65MT.020 BIM File	

TOWNEPLACE SUITES

Marriott Global Design Standard

April 2023

TOWNEPLACE SUITES ADA TUB/SHOWER COMBO (LAYOUT 4)

 	SKU No. 2390202.020	PL# PL-601-LI_TUB-02 (L)	Color/Finish White	
	List	Net	Quantity 1	Total
	American Standard Princeton® Recess Bath (Above Floor Installation) Installation Alcove Bath Type Bathing pool Material Americast® brand engineered material, Acid resistant porcelain finish Color / Finish White Installed Size 60 x 30 x 14" (1524 x 762 x 356 mm) Dimensions 1524 x 762 x 356 mm (60" x 30" x 14") BIM Link 2390.202.020 BIM File			
 	SKU No. 2391202.020	PL# PL-601-LI_TUB-02 (R)	Color/Finish White	
	List	Net	Quantity 1	Total
	American Standard Princeton® Recess Bath (Below Floor Installation) Installation Alcove Bath Type Bathing pool Material Americast® brand engineered material, Acid resistant porcelain finish Color / Finish White Installed Size 60 x 30 x 17-1/2" (1524 x 762 x 445 mm) Dimensions 1524 x 762 x 356 mm (60" x 30" x 14") BIM Link 2391.202.020 BIM File			
 	SKU No. 1640305.002	PL# PL-901-LI_TUB-02	Color/Finish Polished chrome	
	List	Net	Quantity 1	Total
	American Standard Deep Soak® Bathtub Drain Fixture Type Bathtub drain Color / Finish Polished chrome BIM Link 1640.305.002 BIM File			

American Standard

DXV

GROHE




INAX

TOWNEPLACE SUITES

Marriott Global Design Standard

April 2023

ADA TUB/SHOWER COMBO (LAYOUT 4)

 	SKU No. 215AA104.020	PL# PL-303-LI_WCL-04	Color/Finish White	
	List	Net	Quantity 1	Total
	American Standard Cadet® Pro™ Right Height® Elongated Toilet Collection CADET® PRO™ Fixture Type Toilet Toilet Type Tank type Mounting And Waste Floor mounted with floor outlet Toilet Water Consumption High Efficiency HET 4.8 LPF (1.28 GPF) Material Vitreous china Antimicrobial EverClean® antimicrobial surface Color / Finish White Bowl Shape Elongated bowl BIM Link 215AA104.020 BIM File			
	SKU No. 5257A65MT.020	PL# PL-302-LI_WCL-04	Color/Finish White	
	List	Net	Quantity 1	Total
	American Standard Toilet Seat For Elongated Bowl Closed Front With Seat Cover Everclean Antimicrobial Surface Toilet Bowl For elongated bowl Application For residential applications Grade Light duty Seat Type Closed front Cover With seat cover Color / Finish White Antimicrobial EverClean® antimicrobial surface BIM Link 5257A65MT.020 BIM File			

Related Literature



Residential Fixtures and Faucets List Price Guide 2022



2021 LIXIL Builder Advantage Program Brochure

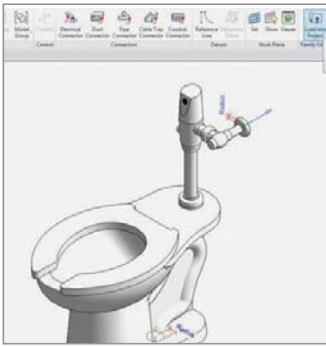


Ultima® Diaphragm Flush Valves Sell Sheet

Find Our Products Here

REVIT, Specs, CAD and BIM Availability

Through our partner ATS, American Standard Brands provides a complete plumbing specification solution for your Revit and 3D projects. With over 8,500 product combinations accessible for immediate download and new files being added daily, ATS is the largest source for Revit plumbing equipment. ATS and American Standard’s combined 3D BIM families can be easily accessed and downloaded at no-cost to the specification design community. For more information, please visit our partner website, www.atsspec.net.



Revit Families Available

Our products are specified in
SpecLink
www.bsdspeclink.com



For American Standard Customer Care

Call 1-800-442-1902 – Monday – Friday, 8:00 am – 7:00 pm EST

Visit www.americanstandard.com

Front Cover: Cadet® Touchless Chair Height Elongated Toilet Less Seat - 215AA709.002