







# ENERGY CONSERVATION ENERGY CREATION

Mega-solar power plant at the **LIXIL** Chita Plant in Japan

**LIXIL** is the most **comprehensive global company in the housing and building industry**. We provide **human-centric innovations** that **enhance** people's living space. From **sanitary fixtures** and **fittings** to a **full line-up** of materials for **residential and commercial**. We bring to market **beautiful design, reliable quality, innovation, environmentally-friendly products** with a **responsible approach to business and the planet**.

**LIXIL** Link to  
Good Living






































































	
	
	



**BATHROOM ACCESSORIES**

	<b>SKU No.</b> 40663001	<b>P-Number</b> TA-501-LI_GR SHR	<b>Color/Finish</b> StarLight chrome	
	<b>List</b>	<b>Net</b>	<b>Quantity</b> 1	<b>Total</b>
	<b>GROHE Baucosmopolitan Wire Basket</b> Color / Finish                      StarLight chrome			
	<b>SKU No.</b> 40421001	<b>P-Number</b> TA-104-LI_GR SHR	<b>Color/Finish</b> StarLight chrome	
	<b>List</b>	<b>Net</b>	<b>Quantity</b> 1	<b>Total</b>
	<b>GROHE Essentials Grip Bar</b> Application                      For residential applications Clearance                          Clearance between the grab bar and wall shall be 2-31/64" (63 mm) Configuration                      Straight Dimensions                          11-3/5" (295 mm) length Fastening                              Concealed fastening Color / Finish                        StarLight chrome Fixture Type                          Grip bar Material                                Metal construction			

**BATHROOM ACCESSORIES**

	<b>SKU No.</b> 40793001	<b>P-Number</b> TA-101-LI_GR ACC RIS, TA- 105-PB_GR TUB	<b>Color/Finish</b> StarLight chrome
	<b>List</b>	<b>Net</b>	<b>Quantity</b> 1 <b>Total</b>
	<b>GROHE Essentials Grip Bar</b> Application For residential applications Clearance Clearance between the grab bar and wall shall be 2-13/32" (61 mm) Configuration Straight Dimensions 17-7/10" (450 mm) length Fastening Concealed fastening Color / Finish StarLight chrome Fixture Type Grip bar ICC/ANSI codes ICC/ANSI A117.1 Material Metal		
	<b>SKU No.</b> 40797001	<b>P-Number</b> TA-501-LI_GR SHR, TA-105- PB_GR ACC RIS	<b>Color/Finish</b> StarLight chrome
	<b>List</b>	<b>Net</b>	<b>Quantity</b> 1 <b>Total</b>
	<b>GROHE Essentials Grip Bar</b> Application For residential applications Clearance Clearance between the grab bar and wall shall be 58 mm (2-9/32") Configuration 90 Degree Configuration Dimensions 26-49/64" X 37-1/64" (680 x 940 mm) length Fastening Concealed fastening Color / Finish StarLight chrome Fixture Type Grip bar Material Metal		

**COURTYARD BY MARRIOTT - GEN 6.5**

Marriott Global Design Standards  
National Program Guide  
May 2023

**SINKS & FAUCETS**



<b>SKU No.</b> 31518000	<b>P-Number</b>	<b>Color/Finish</b> StarLight chrome
<b>List</b>	<b>Net</b>	<b>Quantity</b> 1
<b>GROHE Concetto Single-Handle Pull Down Dual Spray Bar Faucet</b>		
Collection	CONCETTO	
Flow Rate	5.7 LPM (1.5 GPM) maximum flowrate	
Faucet Flow Control	Spray outlet	
Operation	Manual	
Number of Handles	Single handle	
Faucet Type	Bar sink faucet	
Color / Finish	StarLight chrome	
ADA	ANSI A117.1 compliant	



# COURTYARD BY MARRIOTT - GEN 6.5

Marriott Global Design Standards

National Program Guide

May 2023

## LAVATORY SINKS



SKU No.	P-Number	Color/Finish	
0614000.020	PL-110-LI_SNK-06	White finish	
List	Net	Quantity	Total
		1	
American Standard Studio Undercounter Sink			
Collection	STUDIO		
Basin Type	Lavatory		
Material	Vitreous china		
Color / Finish	White finish		
Mounting	Counter mounted		
ADA	ANSI A117.1 compliant		



# COURTYARD BY MARRIOTT - GEN 6.5

Marriott Global Design Standards

National Program Guide

May 2023

## FAUCETS - MANUAL



SKU No.	P-Number	Color/Finish	
7105121.002	PL-206-LI_SNK-06	Polished chrome	
List	Net	Quantity	Total
		1	
<b>American Standard Studio® S Single Control Lavatory Faucet</b>			
Collection	STUDIO® S		
Flow Rate	4.5 LPM (1.2 GPM) maximum flowrate		
Faucet Flow Control	Pressure compensating aerator		
Operation	Manual		
Number of Handles	Single handle		
Faucet Type	Lavatory faucet		
Color / Finish	Polished chrome		
ADA	ANSI A117.1 compliant		
EPA WaterSense	EPA WaterSense® certified		



# COURTYARD BY MARRIOTT - GEN 6.5

Marriott Global Design Standards

National Program Guide

May 2023

## FLOOR MOUNTED TOILET BOWLS



SKU No.	P-Number	Color/Finish	
3043001.020	PL-307-LI_WCL-02	White	
List	Net	Quantity	Total
		1	
<b>American Standard Madera™ Flowise® 16-1/2" Height Elongated Flushometer Toilet</b>			
Collection	MADERA™ FloWise®		
Fixture Type	Toilet		
Toilet Type	For flush valve		
Mounting And Waste	Floor mounted with floor outlet		
Toilet Water Consumption	Toilet operates in the range of 4.2 to 6.0 LPF (1.1 - 1.6 GPF)		
Material	Vitreous china		
Color / Finish	White		
Bowl Shape	Elongated bowl		



**COMMERCIAL TOILET SEAT**



<b>SKU No.</b> 5901100.020	<b>P-Number</b> PL-303-LI_WCL-02, PL-303-LI_WCL-04	<b>Color/Finish</b> White
<b>List</b>	<b>Net</b>	<b>Quantity</b> 1
<b>American Standard Commercial Heavy Duty Toilet Seat For Elongated Bowl Open Front Less Seat Cover Everclean Antimicrobial Surface</b>		
Toilet Bowl	For elongated bowl	
Application	For commercial applications	
Grade	Heavy duty	
Seat Type	Open front	
Cover	Less seat cover	
Color / Finish	White	







# COURTYARD BY MARRIOTT - GEN 6.5

Marriott Global Design Standards

National Program Guide

May 2023

## TOILET FLUSH VALVES

	<b>SKU No.</b> 6047161.002	<b>P-Number</b> PL-304-LI_WCL-02	<b>Color/Finish</b> Polished chrome
	<b>List</b>	<b>Net</b>	<b>Quantity</b> 1
	<b>American Standard Flush Valve For 11-1/2" Supply CL To Top Of Bowl, 1.6 Gpf</b>		
	<b>SKU No.</b> 6065161.002	<b>P-Number</b> PL-305-LI_WCL-01, PL-305-LI_WCL-02	<b>Color/Finish</b> Polished chrome
	<b>List</b>	<b>Net</b>	<b>Quantity</b> 1
	<b>American Standard Selectronic® Sensor-Operated Toilet Flush Valve, 1.6 Gpf Battery Powered</b>		
	Flush Valve Type	Toilet flush valve	
	Installation	Exposed	
	Flush Valve Operation	Manual	
	Color / Finish	Polished chrome	
	Flush Rate	Low consumption 6.0 LPF (1.6 GPF)	
	Collection	SELECTRONIC®	
	Flush Valve Type	Toilet flush valve	
	Installation	Exposed	
	Flush Valve Operation	Automatic no-touch	
	Power Type	Battery powered	
	Color / Finish	Polished chrome	
	Flush Rate	Low consumption 6.0 LPF (1.6 GPF)	

**TOILET FLUSH VALVES**



<b>SKU No.</b>	<b>P-Number</b>	<b>Color/Finish</b>	
6065121.002	PL-306-LI_WCL-01, PL-306-LI_WCL-02	Polished chrome	
<b>List</b>	<b>Net</b>	<b>Quantity</b>	<b>Total</b>
		1	
<b>American Standard Selectronic<sup>®</sup> Sensor-Operated Toilet Flush Valve, 1.28 Gpf Battery Powered</b>			
Collection	SELECTRONIC <sup>®</sup>		
Flush Valve Type	Toilet flush valve		
Installation	Exposed		
Flush Valve Operation	Automatic no-touch		
Power Type	Battery powered		
Color / Finish	Polished chrome		
Flush Rate	High Efficiency 4.8 LPF (1.28 GPF)		



# COURTYARD BY MARRIOTT - GEN 6.5

Marriott Global Design Standards

National Program Guide

May 2023

## URINAL





SKU No.	P-Number	Color/Finish	
6590.001.020 7301242-100-0020A	PL-315-LI_URN-01, PL-315-LI_URN-02	White	
List	Net	Quantity	Total
		1	
American Standard Washbrook Flowise Universal Urinal			
Series	WASHBROOK FLOWISE		
Urinal Type	Flush valve		
Flush Type	Washdown		
Material	Vitreous china		
Color / Finish	White		
Mounting	Wall Mounted		



# COURTYARD BY MARRIOTT - GEN 6.5

Marriott Global Design Standards  
National Program Guide  
May 2023

## URINAL FLUSH VALVES

	<b>SKU No.</b> 6045101.002	<b>P-Number</b> PL-317-LI_URN-01, PL-317-LI_URN-02	<b>Color/Finish</b> Polished chrome	
	<b>List</b>	<b>Net</b>	<b>Quantity</b> 1	<b>Total</b>
	<b>American Standard Manual Flowise® Urinal Flush Valve 1.0 Gpf</b> Flush Valve Type      Urinal flush valve Installation              Exposed Flush Valve Operation   Manual Color / Finish            Polished chrome Flush Rate                Low consumption 3.8 LPF (1.0 GPF)			
	<b>SKU No.</b> 6063101.002	<b>P-Number</b> PL-318-LI_URN-01, PL-318-LI_URN-02	<b>Color/Finish</b> Polished chrome	
	<b>List</b>	<b>Net</b>	<b>Quantity</b> 1	<b>Total</b>
	<b>American Standard Selectronic® Sensor-Operated Urinal Flush Valve, 1.0 Gpf Battery Powered</b> Collection                 SELECTRONIC® Flush Valve Type        Urinal flush valve Installation               Exposed Flush Valve Operation   Automatic no-touch Power Type                Battery powered Color / Finish            Polished chrome Flush Rate                Low consumption 3.8 LPF (1.0 GPF)			

**URINAL FLUSH VALVES**



<b>SKU No.</b>	<b>P-Number</b>	<b>Color/Finish</b>	
6063051.002	PL-319-LI_URN-01, PL-319-LI_URN-02	Polished chrome	
<b>List</b>	<b>Net</b>	<b>Quantity</b>	<b>Total</b>
		1	
<b>American Standard Selectronic<sup>®</sup> Sensor-Operated Urinal Flush Valve, 0.5 Gpf Battery Powered</b>			
Collection	SELECTRONIC <sup>®</sup>		
Flush Valve Type	Urinal flush valve		
Installation	Exposed		
Flush Valve Operation	Automatic no-touch		
Power Type	Battery powered		
Color / Finish	Polished chrome		
Flush Rate	High Efficiency 1.9 LPF (0.5 GPF)		



# Related Literature



Residential Fixtures and Faucets List Price Guide 2022



2021 LIXIL Builder Advantage Program Brochure

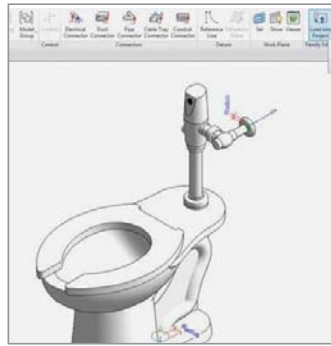


Ultima® Diaphragm Flush Valves Sell Sheet

## Find Our Products Here

### REVIT, Specs, CAD and BIM Availability

Through our partner ATS, American Standard Brands provides a complete plumbing specification solution for your Revit and 3D projects. With over 8,500 product combinations accessible for immediate download and new files being added daily, ATS is the largest source for Revit plumbing equipment. ATS and American Standard’s combined 3D BIM families can be easily accessed and downloaded at no-cost to the specification design community. For more information, please visit our partner website, [www.atsspec.net](http://www.atsspec.net).



Revit Families Available

Our products are specified in  
**SpecLink**  
[www.bsdspeclink.com](http://www.bsdspeclink.com)



### For American Standard Customer Care

Call 1-800-442-1902 – Monday – Friday, 8:00 am – 7:00 pm EST

Visit [www.americanstandard.com](http://www.americanstandard.com)

**Front Cover:** Cadet® Touchless Chair Height Elongated Toilet Less Seat - 215AA709.002