



ENERGY CONSERVATION ENERGY CREATION

Mega-solar power plant at the **LIXIL** Chita Plant in Japan




LIXIL is the most **comprehensive global company in the housing and building industry**. We provide **human-centric innovations** that **enhance** people's living space. From **sanitary fixtures** and **fittings** to a **full line-up** of materials for **residential and commercial**. We bring to market **beautiful design, reliable quality, innovation, environmentally-friendly products** with a **responsible approach to business and the planet**.

LIXIL Link to
Good Living

)285□32,176□□□□6□(5□721□□□□(1□□□□
 0DUULRWW□□OREDO□□HVLJ□□6WD□GDUGV
 1DWLR□DO□BURJUDP□□XLGH
 0D□□□□□



TOWNPLACE SUITES - ADA TUB/SHOWER COMBO

	SKU No. 2390.202.020	P-Number	Color/Finish White
	List	Net	Quantity 1
	American Standard Princeton® Recess Bath (Below Floor Installation)		
	Installation	Alcove	
	Bath Type	Bathing pool	
	Material	Americast® brand engineered material, Acid resistant porcelain finish	
	Color / Finish	White	
	Installed Size	60 x 30 x 17-1/2" (1524 x 762 x 445 mm)	
	Dimensions	1524 x 762 x 356 mm (60" x 30" x 14")	
	SKU No. 2391.202.020	P-Number	Color/Finish White
	List	Net	Quantity 1
	American Standard Princeton® Recess Bath (Below Floor Installation)		
	Installation	Alcove	
	Bath Type	Bathing pool	
	Material	Americast® brand engineered material, Acid resistant porcelain finish	
	Color / Finish	White	
	Installed Size	60 x 30 x 17-1/2" (1524 x 762 x 445 mm)	
	Dimensions	1524 x 762 x 356 mm (60" x 30" x 14")	
	SKU No. 1640.305.002	P-Number	Color/Finish Polished chrome
	List	Net	Quantity 1
	American Standard Deep Soak® Bathtub Drain		
	Fixture Type	Bathtub drain	
	Color / Finish	Polished chrome	

American Standard



INAX

TOWNPLACE SUITES - ADA TUB/SHOWER COMBO

 	SKU No. 215AA104.020	P-Number	Color/Finish White
	List	Net	Quantity 1
	American Standard Cadet® Pro™ Right Height® Elongated Toilet Collection CADET® PRO™ Fixture Type Toilet Toilet Type Tank type Mounting And Waste Floor mounted with floor outlet Toilet Water High Efficiency HET 4.8 LPF (1.28 GPF) Consumption Material Vitreous china Antimicrobial EverClean® antimicrobial surface Color / Finish White Bowl Shape Elongated bowl		
	SKU No. 5503A00B.020	P-Number	Color/Finish White
	List	Net	Quantity 1
	American Standard Toilet Seat For Round Bowl With Seat Cover Toilet Bowl For elongated bowl Application For residential applications Grade Standard Cover With seat cover Color / Finish White		



FOUR POINTS BY SHERATON - GEN 4.0

Marriott Global Design Standards

National Program Guide

May 2023



FOUR POINTS BY SHERATON - SHOWER ONLY

 	SKU No.	P-Number	Color/Finish
	0614000.020		White finish
	List	Net	Quantity
		1	
American Standard Studio Undercounter Sink			
Collection	STUDIO		
Basin Type	Lavatory		
Material	Vitreous china		
Color / Finish	White finish		
Mounting	Counter mounted		
ADA	ANSI A117.1 compliant		
 	SKU No.	P-Number	Color/Finish
	2064101.002		Polished chrome
	List	Net	Quantity
		1	
American Standard Single Control Lavatory Faucet			
Collection	SERIN		
Flow Rate	4.5 LPM (1.2 GPM) maximum flowrate		
Faucet Flow Control	Pressure compensating aerator		
Operation	Manual		
Number of Handles	Single handle		
Faucet Type	Lavatory faucet		
Color / Finish	Polished chrome		
ADA	ANSI A117.1 compliant		

American Standard

DXV

GROHE

INAX

FOUR POINTS BY SHERATON - SHOWER ONLY






SKU No. 26043001	P-Number	Color/Finish StarLight chrome
List	Net	Quantity 1
GROHE New Tempesta Cosmopolitan 100 Shower Head 4 Sprays		
ASME Compliance	ASME A112.18.1	
CALGreen Compliance	CALGreen compliant	
CEC	California Energy Commission (CEC) compliant	
Cleaning	SpeedClean® anti-lime system	
Connection	1/2" connection thread	
CSA Compliance	CSA B125.1	
EPA Compliance	Energy Policy Act of 1992	
EPA Watersense	EPA WaterSense®	
Face Diameter	4" face	
Color / Finish	StarLight chrome	
Flow Rate	EcoJoy 2.0 GPM (7.6 l/min) flow limiter	
Function	4 sprays: GROHE Rain O², Rain, Massage and Jet	
Installation	Installed on shower arm	
Manufacturer	GROHE	
Minimum Pressure	103 kPa (15 PSI) minimum recommended pressure	
Shower Head Type	Residential	
Spray	Multispray	
Spray Pattern	DreamSpray perfect spray pattern	
US Federal	US Federal and State material regulations compliant	

FOUR POINTS BY SHERATON - SHOWER ONLY



	SKU No. TU064501WDXH.002	P-Number	Color/Finish Polished chrome
	List	Net	Quantity 1
	American Standard Serin® Pressure Balance Bath/Shower Trim With Double Ceramic Pressure Balance Cartridge Kit Type Shower ONLY trim kit LESS showerhead. LESS valve body with RED/BLUE indicator ring Suggested Rough Valve For use with Flash™ rough valve Bodies Color / Finish Polished chrome		
	SKU No. RU101SS	P-Number	Color/Finish
	List	Net	Quantity 1
	American Standard Flash™ Rough Valve Bodies Series FLASH™ Model Type Pressure Balance rough valve body only, less trim Compliance and Certifications ASSE 1016, ASME A112.18.1016, CSA B125.16, ASME A112.18.1, CSA B125.1		




FOUR POINTS BY SHERATON - SHOWER ONLY

	SKU No.	P-Number	Color/Finish
	288CA114.020		White
	List	Net	Quantity
			1
American Standard H2 Optimum Siphonic Elongated Toilet			
Collection	GLENWALL®		
Fixture Type	Toilet		
Toilet Type	Tank type		
Mounting And Waste	Floor mounted with floor outlet		
Toilet Water Consumption	Ultra High Efficiency UHET 4.2 LPF (1.1 GPF)		
Material	Vitreous china		
Antimicrobial	EverClean® antimicrobial surface		
Color / Finish	White		
Bowl Shape	Elongated bowl		
	SKU No.	P-Number	Color/Finish
	5503A00B.020		White
	List	Net	Quantity
			1
American Standard Toilet Seat For Round Bowl With Seat Cover			
Toilet Bowl	For elongated bowl		
Application	For residential applications		
Grade	Standard		
Cover	With seat cover		
Color / Finish	White		
	SKU No.	P-Number	Color/Finish
	40462001		StarLight chrome
	List	Net	Quantity
			1
GROHE Baucosmopolitan Multi-Towel Rack			
Color / Finish	StarLight chrome		

FOUR POINTS BY SHERATON - SHOWER ONLY

	SKU No.	P-Number	Color/Finish
	40800001		StarLight chrome
	List	Net	Quantity
1			
GROHE Essentials Multi Bath Towel Rack			
Color / Finish		StarLight chrome	
	SKU No.	P-Number	Color/Finish
	40457001		StarLight chrome
	List	Net	Quantity
1			
GROHE Baucosmopolitan Paper Holder			
Capacity		One roll	
Construction		Without cover	
Fastening		Concealed fastening	
Color / Finish		StarLight chrome	
Fixture Type		Toilet Tissue holder	
Height		4-1/10" (104 mm) high	
Material		Metal construction	
Projection		2-5/16" (58 mm) projection	
Width		152 mm (6") wide	

FOUR POINTS BY SHERATON - SHOWER ONLY

	SKU No.	P-Number	Color/Finish
	40461001		StarLight chrome
	List	Net	Quantity
		1	
	GROHE Baucosmopolitan Robe Hook		
Color / Finish	StarLight chrome		
Fixture Type	Hooks		
Height	2 1/8" (54 mm) high		
Material	Metal		
Mounting Hardware	Concealed fastening, suitable for screwing (including screws and dowels) or gluing (glue 40 915 000 sold separately)		
Projection	2 1/4" (55 mm) projection		

FOUR POINTS BY SHERATON - GEN 4.0

Marriott Global Design Standards

National Program Guide

May 2023



FOUR POINTS BY SHERATON - TUB/SHOWER COMBO

 	SKU No.	P-Number	Color/Finish
	0614000.020		White finish
	List	Net	Quantity
		1	
American Standard Studio Undercounter Sink			
Collection	STUDIO		
Basin Type	Lavatory		
Material	Vitreous china		
Color / Finish	White finish		
Mounting	Counter mounted		
ADA	ANSI A117.1 compliant		
 	SKU No.	P-Number	Color/Finish
	2064101.002		Polished chrome
	List	Net	Quantity
		1	
American Standard Single Control Lavatory Faucet			
Collection	SERIN		
Flow Rate	4.5 LPM (1.2 GPM) maximum flowrate		
Faucet Flow Control	Pressure compensating aerator		
Operation	Manual		
Number of Handles	Single handle		
Faucet Type	Lavatory faucet		
Color / Finish	Polished chrome		
ADA	ANSI A117.1 compliant		


American Standard

DXV

GROHE

INAX





FOUR POINTS BY SHERATON - TUB/SHOWER COMBO

	SKU No.	P-Number	Color/Finish
	26043001		StarLight chrome
	List	Net	Quantity
		1	
GROHE New Tempesta Cosmopolitan 100 Shower Head 4 Sprays			
ASME Compliance	ASME A112.18.1		
CALGreen Compliance	CALGreen compliant		
CEC	California Energy Commission (CEC) compliant		
Cleaning	SpeedClean® anti-lime system		
Connection	1/2" connection thread		
CSA Compliance	CSA B125.1		
EPA Compliance	Energy Policy Act of 1992		
EPA Watersense	EPA WaterSense®		
Face Diameter	4" face		
Color / Finish	StarLight chrome		
Flow Rate	EcoJoy 2.0 GPM (7.6 l/min) flow limiter		
Function	4 sprays: GROHE Rain O², Rain, Massage and Jet		
Installation	Installed on shower arm		
Manufacturer	GROHE		
Minimum Pressure	103 kPa (15 PSI) minimum recommended pressure		
Shower Head Type	Residential		
Spray	Multispray		
Spray Pattern	DreamSpray perfect spray pattern		
US Federal	US Federal and State material regulations compliant		

FOUR POINTS BY SHERATON - TUB/SHOWER COMBO



	SKU No. TU064502WDXH.002	P-Number	Color/Finish Polished chrome
	List	Net	Quantity 1 Total
	American Standard Serin® Pressure Balance Bath/Shower Trim With Double Ceramic Pressure Balance Cartridge Kit Type Bath/Shower Trim Kit less showerhead.Less valve body with RED/BLUE indicator ring. Suggested Rough Valve For use with Flash™ rough valve Bodies Color / Finish Polished chrome		
	SKU No. RU101SS	P-Number	Color/Finish
	List	Net	Quantity 1 Total
	American Standard Flash™ Rough Valve Bodies Series FLASH™ Model Type Pressure Balance rough valve body only, less trim Compliance and Certifications ASSE 1016, ASME A112.18.1016, CSA B125.16, ASME A112.18.1, CSA B125.1		
 	SKU No. 0255.112.020	P-Number	Color/Finish White
	List	Net	Quantity 1 Total
	American Standard New Salem® Recess Bath Installation Alcove Bath Type Bathing pool Material Enameled Steel: Acid resisting, heavy gauge Color / Finish White Dimensions 1524 x 762 x 362 mm (60" x 30" x 14-1/4")		

FOUR POINTS BY SHERATON - TUB/SHOWER COMBO




 	SKU No. 0255.212.020	P-Number	Color/Finish White
	List	Net	Quantity 1
	American Standard New Salem® Recess Bath Installation Alcove Bath Type Bathing pool Material Enameled Steel: Acid resisting, heavy gauge Color / Finish White Dimensions 1524 x 762 x 362 mm (60" x 30" x 14-1/4")		
	SKU No. 1583.470.002	P-Number	Color/Finish Polished chrome
	List	Net	Quantity 1
	American Standard Universal Bathtub Drain Fixture Type Bathtub drain Color / Finish Polished chrome		
	SKU No. 1640.305.002	P-Number	Color/Finish Polished chrome
	List	Net	Quantity 1
	American Standard Deep Soak® Bathtub Drain Fixture Type Bathtub drain Color / Finish Polished chrome		





FOUR POINTS BY SHERATON - TUB/SHOWER COMBO

	SKU No.	P-Number	Color/Finish
	2391.202.020		White
	List	Net	Quantity
			1
American Standard Princeton® Recess Bath (Below Floor Installation)			
Installation	Alcove		
Bath Type	Bathing pool		
Material	Americast® brand engineered material, Acid resistant porcelain finish		
Color / Finish	White		
Installed Size	60 x 30 x 17-1/2" (1524 x 762 x 445 mm)		
Dimensions	1524 x 762 x 356 mm (60" x 30" x 14")		
	SKU No.	P-Number	Color/Finish
	2390.202.020		White
	List	Net	Quantity
			1
American Standard Princeton® Recess Bath (Below Floor Installation)			
Installation	Alcove		
Bath Type	Bathing pool		
Material	Americast® brand engineered material, Acid resistant porcelain finish		
Color / Finish	White		
Installed Size	60 x 30 x 17-1/2" (1524 x 762 x 445 mm)		
Dimensions	1524 x 762 x 356 mm (60" x 30" x 14")		


FOUR POINTS BY SHERATON - TUB/SHOWER COMBO

	SKU No. 288CA114.020	P-Number	Color/Finish White
	List	Net	Quantity 1
	American Standard H2 Optimum Siphonic Elongated Toilet Collection GLENWALL® Fixture Type Toilet Toilet Type Tank type Mounting And Waste Floor mounted with floor outlet Toilet Water Ultra High Efficiency UHET 4.2 LPF (1.1 GPF) Consumption Material Vitreous china Antimicrobial EverClean® antimicrobial surface Color / Finish White Bowl Shape Elongated bowl		
	SKU No. 5503A00B.020	P-Number	Color/Finish White
	List	Net	Quantity 1
	American Standard Toilet Seat For Round Bowl With Seat Cover Toilet Bowl For elongated bowl Application For residential applications Grade Standard Cover With seat cover Color / Finish White		
	SKU No. 40462001	P-Number	Color/Finish StarLight chrome
	List	Net	Quantity 1
	GROHE Baucosmopolitan Multi-Towel Rack Color / Finish StarLight chrome		

FOUR POINTS BY SHERATON - TUB/SHOWER COMBO

	SKU No. 40800001	P-Number	Color/Finish StarLight chrome
	List	Net	Quantity 1 Total
	GROHE Essentials Multi Bath Towel Rack Color / Finish StarLight chrome		
	SKU No. 40457001	P-Number	Color/Finish StarLight chrome
	List	Net	Quantity 1 Total
	GROHE Baucosmopolitan Paper Holder Capacity One roll Construction Without cover Fastening Concealed fastening Color / Finish StarLight chrome Fixture Type Toilet Tissue holder Height 4-1/10" (104 mm) high Material Metal construction Projection 2-5/16" (58 mm) projection Width 152 mm (6") wide		

FOUR POINTS BY SHERATON - TUB/SHOWER COMBO

	SKU No.	P-Number	Color/Finish
	40461001		StarLight chrome
	List	Net	Quantity
		1	
GROHE Baucosmopolitan Robe Hook			
Color / Finish	StarLight chrome		
Fixture Type	Hooks		
Height	2 1/8" (54 mm) high		
Material	Metal		
Mounting Hardware	Concealed fastening, suitable for screwing (including screws and dowels) or gluing (glue 40 915 000 sold separately)		
Projection	2 1/4" (55 mm) projection		

FOUR POINTS BY SHERATON - GEN 4.0


Marriott Global Design Standards

National Program Guide

May 2023



FOUR POINTS BY SHERATON - ADA SHOWER ONLY

 	SKU No.	P-Number	Color/Finish
	0614000.020		White finish
	List	Net	Quantity
		1	
American Standard Studio Undercounter Sink			
Collection	STUDIO		
Basin Type	Lavatory		
Material	Vitreous china		
Color / Finish	White finish		
Mounting	Counter mounted		
ADA	ANSI A117.1 compliant		
 	SKU No.	P-Number	Color/Finish
	2064101.002		Polished chrome
	List	Net	Quantity
		1	
American Standard Single Control Lavatory Faucet			
Collection	SERIN		
Flow Rate	4.5 LPM (1.2 GPM) maximum flowrate		
Faucet Flow Control	Pressure compensating aerator		
Operation	Manual		
Number of Handles	Single handle		
Faucet Type	Lavatory faucet		
Color / Finish	Polished chrome		
ADA	ANSI A117.1 compliant		

American Standard

DXV

GROHE

INAX

FOUR POINTS BY SHERATON - ADA SHOWER ONLY



SKU No. 26043001	P-Number	Color/Finish StarLight chrome
List	Net	Quantity 1
GROHE New Tempesta Cosmopolitan 100 Shower Head 4 Sprays		
ASME Compliance	ASME A112.18.1	
CALGreen Compliance	CALGreen compliant	
CEC	California Energy Commission (CEC) compliant	
Cleaning	SpeedClean® anti-lime system	
Connection	1/2" connection thread	
CSA Compliance	CSA B125.1	
EPA Compliance	Energy Policy Act of 1992	
EPA Watersense	EPA WaterSense®	
Face Diameter	4" face	
Color / Finish	StarLight chrome	
Flow Rate	EcoJoy 2.0 GPM (7.6 l/min) flow limiter	
Function	4 sprays: GROHE Rain O², Rain, Massage and Jet	
Installation	Installed on shower arm	
Manufacturer	GROHE	
Minimum Pressure	103 kPa (15 PSI) minimum recommended pressure	
Shower Head Type	Residential	
Spray	Multispray	
Spray Pattern	DreamSpray perfect spray pattern	
US Federal	US Federal and State material regulations compliant	

FOUR POINTS BY SHERATON - ADA SHOWER ONLY

	SKU No. TU064501WDXH.002	P-Number	Color/Finish Polished chrome
	List	Net	Quantity 1
	American Standard Serin® Pressure Balance Bath/Shower Trim With Double Ceramic Pressure Balance Cartridge Kit Type Shower ONLY trim kit LESS showerhead. LESS valve body with RED/BLUE indicator ring Suggested Rough Valve For use with Flash™ rough valve Bodies Color / Finish Polished chrome		
	SKU No. RU101SS	P-Number	Color/Finish
	List	Net	Quantity 1
	American Standard Flash™ Rough Valve Bodies Series FLASH™ Model Type Pressure Balance rough valve body only, less trim Compliance and Certifications ASSE 1016, ASME A112.18.1016, CSA B125.16, ASME A112.18.1, CSA B125.1		

FOUR POINTS BY SHERATON - ADA SHOWER ONLY



SKU No.	P-Number	Color/Finish
T064.430.002		Polished chrome
List	Net	Quantity
		1
American Standard Diverter Valve Trim		
Brass Advantages	Durable, ideal material for prolonged contact with water	
Combination	Less valve	
Compliances and Certifications	ASME A112.18.1	
Connection	1/2" NPTconnections on mixed water inlet and two (R422/R422S) orthree (R433/R433S) outlets	
Escutcheon	Stamped brass escutcheon	
Color / Finish	Polished chrome	
Fixture Type	IN-WALL DIVERTER VALVES	
Installation	Permits checking of valve installation prior to installing trim parts	
Manufacturer	American Standard	
Material	Solid Brass Construction:	
Maximum Diverting Outlets	3 Way	
Model	Rotational control alternates water flow between two (R422/R422S) or three (R433/R433S) different shower outlets (i.e. showerhead, handspray, bodyside spray or tub spout), forged brass valve body	
Model Series	SERIN®	
Model Type	Valve trim ONLY	
Notes	Cannot be used as a shut-off valve	

FOUR POINTS BY SHERATON - ADA SHOWER ONLY

SKU No.	P-Number	Color/Finish	
R422			
List	Net	Quantity	Total
		1	
American Standard Two-Way In-Wall Diverter Valve Rough (Discrete)			
Brass Advantages	Durable, ideal material for prolonged contact with water		
Combination	LESS handle		
Compliances and Certifications	Meets the American Disabilities Act Guidelines and ANSI A117.1 requirements for the physically challenged., ASME A112.18.1, CSA B125.1		
Connection Size	13 mm (1/2") NPT inlets/outlets		
Escutcheon	Stamped brass escutcheon		
Fixture Type	ROUGH VALVES		
Flow	Tub port with increased water flow		
For Series	T064.430, T105.430, T106.430, T184.430, T186.430, T455430, T555.430		
Function	2 discrete functions		
Installation	Permits checking of valve installation prior to installing trim parts		
Material	Solid Brass Construction		
Model	Rotational control alternates water flow between two different shower outlets (i.e. showerhead, handspray, body side spray or tub spout), forged brass valve body. Mixed water inlet and two outlets are marked on back of valve body		
Number of Outlets	Two-Way In-Wall Diverter		
Trim Match	Rough and Trim must be ordered separately.		



FOUR POINTS BY SHERATON - ADA SHOWER ONLY



SKU No.	P-Number	Color/Finish	
R433			
List	Net	Quantity	Total
		1	
American Standard Three-Way In-Wall Diverter Valve Rough (Discrete)			
Brass Advantages	Durable, ideal material for prolonged contact with water		
Combination	LESS handle		
Compliances and Certifications	ASME A112.18.1, CSA B125.1		
Connection Size	13 mm (1/2") NPT inlets/outlets		
Escutcheon	Stamped brass escutcheon		
Fixture Type	ROUGH VALVES		
Flow	Tub port with increased water flow		
For Series	T064.430, T105.430, T106.430, T184.430, T186.430, T455430, T555.430, T722.430		
Function	3 discrete functions		
Installation	Permits checking of valve installation prior to installing trim parts		
Material	Solid Brass Construction		
Model	Rotational control alternates water flow between two (R422/R422S) or three (R433/R433S) different shower outlets (i.e. showerhead, handspray, body side spray or tub spout), forged brass valve body		
Note	Cannot be used as a shut-off valve		
Number of Outlets	Three-Way In-Wall Diverter		

FOUR POINTS BY SHERATON - ADA SHOWER ONLY






SKU No.	P-Number	Color/Finish	
1660.774.002		Polished chrome	
List	Net	Quantity	Total
		1	
American Standard Spectra Handheld® Slide Bar Kit			
Function	4-Function hand shower adjusts from Drench to Sensitive to powerwash® to Massage		
Color / Finish	Polished chrome		





SKU No.	P-Number	Color/Finish	
288AA114.020		White	
List	Net	Quantity	Total
		1	
American Standard H2Optimum Siphonic Right Height Elongated Toilet			
Collection	H2OPTIMUM™		
Fixture Type	Toilet		
Toilet Type	Tank type		
Mounting And Waste	Floor mounted with floor outlet		
Toilet Water Consumption	Ultra High Efficiency UHET 4.2 LPF (1.1 GPF)		
Material	Vitreous china		
Antimicrobial	EverClean® antimicrobial surface		
Color / Finish	White		
Bowl Shape	Elongated bowl		





FOUR POINTS BY SHERATON - ADA SHOWER ONLY

	SKU No. 5503A00B.020	P-Number	Color/Finish White
	List	Net	Quantity 1
	American Standard Toilet Seat For Round Bowl With Seat Cover		
	Toilet Bowl Application	For elongated bowl For residential applications	
	Grade	Standard	
	Cover	With seat cover	
	Color / Finish	White	
	SKU No. 40462001	P-Number	Color/Finish StarLight chrome
	List	Net	Quantity 1
	GROHE Baucosmopolitan Multi-Towel Rack		
	Color / Finish	StarLight chrome	
	SKU No. 40800001	P-Number	Color/Finish StarLight chrome
	List	Net	Quantity 1
	GROHE Essentials Multi Bath Towel Rack		
	Color / Finish	StarLight chrome	


FOUR POINTS BY SHERATON - ADA SHOWER ONLY

	SKU No.	P-Number	Color/Finish
	40457001		StarLight chrome
	List	Net	Quantity
		1	Total
GROHE Baucosmopolitan Paper Holder			
Capacity	One roll		
Construction	Without cover		
Fastening	Concealed fastening		
Color / Finish	StarLight chrome		
Fixture Type	Toilet Tissue holder		
Height	4-1/10" (104 mm) high		
Material	Metal construction		
Projection	2-5/16" (58 mm) projection		
Width	152 mm (6") wide		
	SKU No.	P-Number	Color/Finish
	40461001		StarLight chrome
	List	Net	Quantity
		1	Total
GROHE Baucosmopolitan Robe Hook			
Color / Finish	StarLight chrome		
Fixture Type	Hooks		
Height	2 1/8" (54 mm) high		
Material	Metal		
Mounting Hardware	Concealed fastening, suitable for screwing (including screws and dowels) or gluing (glue 40 915 000 sold separately)		
Projection	2 1/4" (55 mm) projection		

FOUR POINTS BY SHERATON - ADA TUB/SHOWER COMBO

 	SKU No.	P-Number	Color/Finish
	0614000.020		White finish
	List	Net	Quantity
		1	
	American Standard Studio Undercounter Sink		
	Collection	STUDIO	
	Basin Type	Lavatory	
	Material	Vitreous china	
	Color / Finish	White finish	
	Mounting	Counter mounted	
	ADA	ANSI A117.1 compliant	
 	SKU No.	P-Number	Color/Finish
	2064101.002		Polished chrome
	List	Net	Quantity
		1	
	American Standard Single Control Lavatory Faucet		
	Collection	SERIN	
	Flow Rate	4.5 LPM (1.2 GPM) maximum flowrate	
	Faucet Flow Control	Pressure compensating aerator	
	Operation	Manual	
	Number of Handles	Single handle	
	Faucet Type	Lavatory faucet	
	Color / Finish	Polished chrome	
	ADA	ANSI A117.1 compliant	

FOUR POINTS BY SHERATON - ADA TUB/SHOWER COMBO

	SKU No.	P-Number	Color/Finish
	26043001		StarLight chrome
	List	Net	Quantity
		1	
GROHE New Tempesta Cosmopolitan 100 Shower Head 4 Sprays			
ASME Compliance	ASME A112.18.1		
CALGreen Compliance	CALGreen compliant		
CEC	California Energy Commission (CEC) compliant		
Cleaning	SpeedClean® anti-lime system		
Connection	1/2" connection thread		
CSA Compliance	CSA B125.1		
EPA Compliance	Energy Policy Act of 1992		
EPA Watersense	EPA WaterSense®		
Face Diameter	4" face		
Color / Finish	StarLight chrome		
Flow Rate	EcoJoy 2.0 GPM (7.6 l/min) flow limiter		
Function	4 sprays: GROHE Rain O², Rain, Massage and Jet		
Installation	Installed on shower arm		
Manufacturer	GROHE		
Minimum Pressure	103 kPa (15 PSI) minimum recommended pressure		
Shower Head Type	Residential		
Spray	Multispray		
Spray Pattern	DreamSpray perfect spray pattern		
US Federal	US Federal and State material regulations compliant		

FOUR POINTS BY SHERATON - ADA TUB/SHOWER COMBO


	SKU No.	P-Number	Color/Finish
	TU064502WDXH.002		Polished chrome
	List	Net	Quantity
		1	
American Standard Serin® Pressure Balance Bath/Shower Trim With Double Ceramic Pressure Balance Cartridge			
Kit Type	Bath/Shower Trim Kit less showerhead.Less valve body with RED/BLUE indicator ring.		
Suggested Rough Valve	For use with Flash™ rough valve Bodies		
Color / Finish	Polished chrome		
	SKU No.	P-Number	Color/Finish
	RU101SS		
	List	Net	Quantity
		1	
American Standard Flash™ Rough Valve Bodies			
Series	FLASH™		
Model Type	Pressure Balance rough valve body only, less trim		
Compliance and Certifications	ASSE 1016, ASME A112.18.1016, CSA B125.16, ASME A112.18.1, CSA B125.1		

FOUR POINTS BY SHERATON - ADA TUB/SHOWER COMBO

	SKU No.	P-Number	Color/Finish
	T064.602.002		Polished chrome
	List	Net	Quantity
		1	
	American Standard Serin® Pressure Balance Bath/Shower Fitting		
	Kit Type	Bath/Shower Trim Kit with Built-In Diverter	
	Suggested Rough Valve	R116SS pressure Balance rough valve body with Built-in Diverter & Screw Driver Stops	
	Color / Finish	Polished chrome	
	ADA	Meets the American Disabilities Act Guidelines and ANSI A117.1 requirements for the physically challenged	



FOUR POINTS BY SHERATON - ADA TUB/SHOWER COMBO

	SKU No.	P-Number	Color/Finish
	T064.430.002		Polished chrome
	List	Net	Quantity
			1
	American Standard Diverter Valve Trim		
	Brass Advantages	Durable, ideal material for prolonged contact with water	
	Combination	Less valve	
	Compliances and Certifications	ASME A112.18.1	
	Connection	1/2" NPTconnections on mixed water inlet and two (R422/R422S) orthree (R433/R433S) outlets	
	Escutcheon	Stamped brass escutcheon	
	Color / Finish	Polished chrome	
	Fixture Type	IN-WALL DIVERTER VALVES	
	Installation	Permits checking of valve installation prior to installing trim parts	
	Manufacturer	American Standard	
	Material	Solid Brass Construction:	
	Maximum Diverting Outlets	3 Way	
	Model	Rotational control alternates water flow between two (R422/R422S) or three (R433/R433S) different shower outlets (i.e. showerhead, handspray, bodyside spray or tub spout), forged brass valve body	
	Model Series	SERIN®	
	Model Type	Valve trim ONLY	
	Notes	Cannot be used as a shut-off valve	

FOUR POINTS BY SHERATON - ADA TUB/SHOWER COMBO

SKU No.	P-Number	Color/Finish	
R422			
List	Net	Quantity	Total
		1	
American Standard Two-Way In-Wall Diverter Valve Rough (Discrete)			
Brass Advantages	Durable, ideal material for prolonged contact with water		
Combination	LESS handle		
Compliances and Certifications	Meets the American Disabilities Act Guidelines and ANSI A117.1 requirements for the physically challenged., ASME A112.18.1, CSA B125.1		
Connection Size	13 mm (1/2") NPT inlets/outlets		
Escutcheon	Stamped brass escutcheon		
Fixture Type	ROUGH VALVES		
Flow	Tub port with increased water flow		
For Series	T064.430, T105.430, T106.430, T184.430, T186.430, T455430, T555.430		
Function	2 discrete functions		
Installation	Permits checking of valve installation prior to installing trim parts		
Material	Solid Brass Construction		
Model	Rotational control alternates water flow between two different shower outlets (i.e. showerhead, handspray, body side spray or tub spout), forged brass valve body. Mixed water inlet and two outlets are marked on back of valve body		
Number of Outlets	Two-Way In-Wall Diverter		
Trim Match	Rough and Trim must be ordered separately.		








FOUR POINTS BY SHERATON - ADA TUB/SHOWER COMBO




SKU No.	P-Number	Color/Finish	
R433			
List	Net	Quantity	Total
		1	
American Standard Three-Way In-Wall Diverter Valve Rough (Discrete)			
Brass Advantages	Durable, ideal material for prolonged contact with water		
Combination	LESS handle		
Compliances and Certifications	ASME A112.18.1, CSA B125.1		
Connection Size	13 mm (1/2") NPT inlets/outlets		
Escutcheon	Stamped brass escutcheon		
Fixture Type	ROUGH VALVES		
Flow	Tub port with increased water flow		
For Series	T064.430, T105.430, T106.430, T184.430, T186.430, T455430, T555.430, T722.430		
Function	3 discrete functions		
Installation	Permits checking of valve installation prior to installing trim parts		
Material	Solid Brass Construction		
Model	Rotational control alternates water flow between two (R422/R422S) or three (R433/R433S) different shower outlets (i.e. showerhead, handspray, body side spray or tub spout), forged brass valve body		
Note	Cannot be used as a shut-off valve		
Number of Outlets	Three-Way In-Wall Diverter		






FOUR POINTS BY SHERATON - ADA TUB/SHOWER COMBO

	SKU No. 1660.774.002	P-Number	Color/Finish Polished chrome
	List	Net	Quantity 1 Total
	American Standard Spectra Handheld® Slide Bar Kit Function 4-Function hand shower adjusts from Drench to Sensitive to powerwash® to Massage Color / Finish Polished chrome		
 	SKU No. 0255.112.020	P-Number	Color/Finish White
	List	Net	Quantity 1 Total
	American Standard New Salem® Recess Bath Installation Alcove Bath Type Bathing pool Material Enameled Steel: Acid resisting, heavy gauge Color / Finish White Dimensions 1524 x 762 x 362 mm (60" x 30" x 14-1/4")		
 	SKU No. 0255.212.020	P-Number	Color/Finish White
	List	Net	Quantity 1 Total
	American Standard New Salem® Recess Bath Installation Alcove Bath Type Bathing pool Material Enameled Steel: Acid resisting, heavy gauge Color / Finish White Dimensions 1524 x 762 x 362 mm (60" x 30" x 14-1/4")		




FOUR POINTS BY SHERATON - ADA TUB/SHOWER COMBO

	SKU No. 1583.470.002	P-Number	Color/Finish Polished chrome
	List	Net	Quantity 1
	American Standard Universal Bathtub Drain		
	Fixture Type	Bathtub drain	
	Color / Finish	Polished chrome	
	SKU No. 1640.305.002	P-Number	Color/Finish Polished chrome
	List	Net	Quantity 1
	American Standard Deep Soak® Bathtub Drain		
	Fixture Type	Bathtub drain	
	Color / Finish	Polished chrome	
	SKU No. 2391.202.020	P-Number	Color/Finish White
	List	Net	Quantity 1
	American Standard Princeton® Recess Bath (Below Floor Installation)		
	Installation	Alcove	
	Bath Type	Bathing pool	
	Material	Americast® brand engineered material, Acid resistant porcelain finish	
	Color / Finish	White	
	Installed Size	60 x 30 x 17-1/2" (1524 x 762 x 445 mm)	
	Dimensions	1524 x 762 x 356 mm (60" x 30" x 14")	


FOUR POINTS BY SHERATON - ADA TUB/SHOWER COMBO

	SKU No.	P-Number	Color/Finish
	2390.202.020		White
	List	Net	Quantity
		1	
American Standard Princeton® Recess Bath (Below Floor Installation)			
Installation	Alcove		
Bath Type	Bathing pool		
Material	Americast® brand engineered material, Acid resistant porcelain finish		
Color / Finish	White		
Installed Size	60 x 30 x 17-1/2" (1524 x 762 x 445 mm)		
Dimensions	1524 x 762 x 356 mm (60" x 30" x 14")		
 	SKU No.	P-Number	Color/Finish
	288AA114.020		White
	List	Net	Quantity
		1	
American Standard H2Optimum Siphonic Right Height Elongated Toilet			
Collection	H2OPTIMUM™		
Fixture Type	Toilet		
Toilet Type	Tank type		
Mounting And Waste	Floor mounted with floor outlet		
Toilet Water Consumption	Ultra High Efficiency UHET 4.2 LPF (1.1 GPF)		
Material	Vitreous china		
Antimicrobial	EverClean® antimicrobial surface		
Color / Finish	White		
Bowl Shape	Elongated bowl		

FOUR POINTS BY SHERATON - ADA TUB/SHOWER COMBO

	SKU No. 5503A00B.020	P-Number	Color/Finish White
	List	Net	Quantity 1
	American Standard Toilet Seat For Round Bowl With Seat Cover		
	Toilet Bowl Application	For elongated bowl For residential applications	
	Grade	Standard	
	Cover	With seat cover	
	Color / Finish	White	
	SKU No. 40462001	P-Number	Color/Finish StarLight chrome
	List	Net	Quantity 1
	GROHE Baucosmopolitan Multi-Towel Rack		
	Color / Finish	StarLight chrome	
	SKU No. 40800001	P-Number	Color/Finish StarLight chrome
	List	Net	Quantity 1
	GROHE Essentials Multi Bath Towel Rack		
	Color / Finish	StarLight chrome	

FOUR POINTS BY SHERATON - ADA TUB/SHOWER COMBO

	SKU No.	P-Number	Color/Finish
	40457001		StarLight chrome
	List	Net	Quantity
		1	
	GROHE Baucosmopolitan Paper Holder		
Capacity	One roll		
Construction	Without cover		
Fastening	Concealed fastening		
Color / Finish	StarLight chrome		
Fixture Type	Toilet Tissue holder		
Height	4-1/10" (104 mm) high		
Material	Metal construction		
Projection	2-5/16" (58 mm) projection		
Width	152 mm (6") wide		
	SKU No.	P-Number	Color/Finish
	40461001		StarLight chrome
	List	Net	Quantity
		1	
	GROHE Baucosmopolitan Robe Hook		
Color / Finish	StarLight chrome		
Fixture Type	Hooks		
Height	2 1/8" (54 mm) high		
Material	Metal		
Mounting Hardware	Concealed fastening, suitable for screwing (including screws and dowels) or gluing (glue 40 915 000 sold separately)		
Projection	2 1/4" (55 mm) projection		

Related Literature



Residential Fixtures and Faucets List Price Guide 2022



2021 LIXIL Builder Advantage Program Brochure

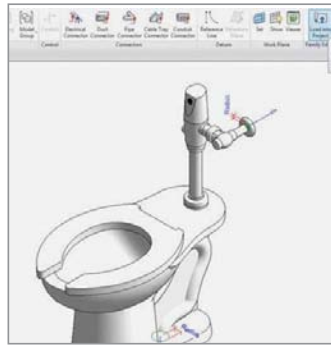


Ultima® Diaphragm Flush Valves Sell Sheet

Find Our Products Here

REVIT, Specs, CAD and BIM Availability

Through our partner ATS, American Standard Brands provides a complete plumbing specification solution for your Revit and 3D projects. With over 8,500 product combinations accessible for immediate download and new files being added daily, ATS is the largest source for Revit plumbing equipment. ATS and American Standard’s combined 3D BIM families can be easily accessed and downloaded at no-cost to the specification design community. For more information, please visit our partner website, www.atsspec.net.



Revit Families Available

Our products are specified in
SpecLink
www.bsdspeclink.com



For American Standard Customer Care

Call 1-800-442-1902 – Monday – Friday, 8:00 am – 7:00 pm EST

Visit www.americanstandard.com

Front Cover: Cadet® Touchless Chair Height Elongated Toilet Less Seat - 215AA709.002